



HEAVY-DUTY TREADMILLS

Give your exercisers the industry's most comfortable walking and running workouts with our exclusive patented FlexDeck® shock absorption system. It reduces impact to the body by nearly 30% more than other treadmills. Even remanufactured, Life Fitness Certified Pre-Owned Treadmills are a better value than other companies' brand new equipment. Here's an easy way to get the best for less.



TR 9500HR Fully-Featured Treadmill

Featuring a powerful 4-HP Direct-Drive AC Motor, the most durable on the market, and our patented Lifepulse™ and Polar® telemetry digital heart rate monitoring systems. Plus, maintenance is faster and easier with our patented Everwax™ lubrication system and Auto Alert™ diagnostics, which informs you of service needs and permanently records and date-stamps maintenance performed.



TR 9100HR Highly Durable Treadmill

Featuring our patented wax lubrication system that automatically waxes the decks at regular intervals, extending belt and deck life. Plus, a 2-HP AC motor system with a solid-state motor controller eliminates wear of components often associated with DC motors.

***Performance that can't be beat.
Prices that can't be ignored.***

LifeFitness

OUR 25-POINT INSPECTION





























Our certified technicians carefully disassemble and diagnose every treadmill using a meticulous 25-point quality checklist. Next, we either **CLEAN**, **DETAIL**, **INSPECT**, **PAINT**, **REBUILD**, **REPAIR**, or **REPLACE** every specific part or perform a combination of these steps. We deliver fully-assembled, refurbished Life Fitness treadmills ready for your immediate use.

ICON KEY

CLEAN — 	DETAIL — 
PAINT — 	INSPECT — 
REPAIR — 	REPLACE — 
REBUILD — 	FILL — 

CHECKLIST

All of our Certified Pre-Owned Treadmills must meet our sophisticated quality standards.

1. FUNCTION CHECK			13. DECALS		
2. ELECTRONIC FUNCTION			14. FRAME		
3. CONSOLE HOUSING			15. EMERSON CONTROL BOARD		
4. OVERLAY INSPECTION			16. CONTROL BOARD		
5. ELECTRODES/HANDLEBARS			17. REAR END CAPS		
6. HANDRAILS			18. WAX SYSTEM		
7. HANDRAIL END GRIPS			19. WAX		
8. MOTOR COVERS			20. DECK		
9. GRIP TAPE			21. BELT		
10. ROLLER BEARINGS			22. TINSIL STRIP		
11. DRIVE BELT			23. LEVELER		
12. FRONT END CAP			24. LEVELER PADS		
			25. FINGER GUARDS		

SPECIFICATIONS

TR 9500HR TREADMILL

TR 9100HR TREADMILL

HEART RATE MONITORING	Patented Lifepulse™ Digital Heart Rate Monitoring System with built-in hand sensors and Polar Telemetry	
WORKOUTS	Hill, Random, Manual, Quick Start, Cool Down; 5 Interactive Heart Rate Workouts; 3 Goal-Based Workouts; 6 Fit Tests; 5K and 10K Sport Training; Speed Interval, 6 Custom Workouts	Interactive heart rate Zone Training® Workouts—Fat Burn and Cardio; Fit Test, Hill, Random, Manual
DISPLAY READOUTS	Heart rate, elapsed time, distance, total calories burned, calories burned per hour, elevation, speed, pace, workout profile, Watts, METs, mph, or kph	
SPEED	0.5-12 mph (0.8-20 kph)	1.0-10 mph (1.1-16.1 kph)
ELEVATION	Incline 0-15%	
LUBRICATION SYSTEM	Patented Everwax automatic wax lubrication system with disposable wax bag	Patented automatic wax lubrication system
CUSHIONED DECK SYSTEM	Patented FlexDeck® Shock Absorption System	
MOTOR SYSTEM	4-HP AC Motor	2-HP AC Motor
RUNNING SURFACE	60"L x 20"W (152 cmL x 51 cmW) expanded running surface	58"L x 18"W x (147 cmL x 48 cmW)
ROLLER SIZE	3.5" (9 cm)	3.5" (9 cm)
DIMENSIONS	83"L x 37"W x 62"H (211 cmL x 94 cmW x 158 cmH)	70"L x 35"W x 50.5"H (178 cmL x 88 cmW x 128 cmH)
WEIGHT	410 lb (186 kg)	340 lb (154 kg)
MAXIMUM USER WEIGHT	400 lb (181 kg)	300 lb (136 kg)
POWER REQUIREMENTS	Power requirements available in all major voltage configurations worldwide	
WARRANTY	One-year warranty on electrical parts, belt, deck and mechanical parts, and labor; 6 months on console overlay (face plate). Ask your Certified Pre-Owned Representative for details.† Warranties outside the U.S. may vary.	

CALL NOW TO FIND OUT HOW YOU CAN SAVE
UP TO 40% OFF OUR NEW PRODUCT LIST PRICE

Inventory changes regularly, so ask about our current listing today.

1.800.634.8637 | 1.847.288.3300